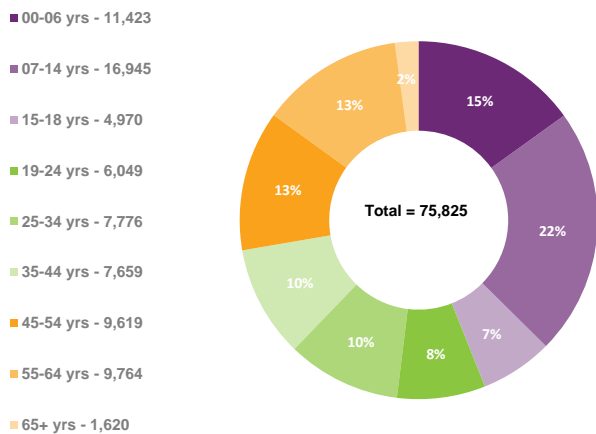
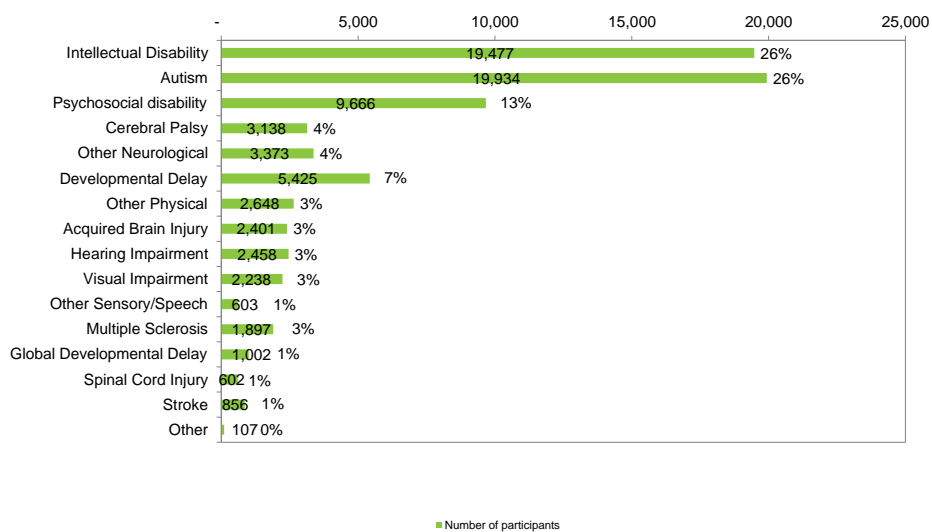


1. Participant characteristics

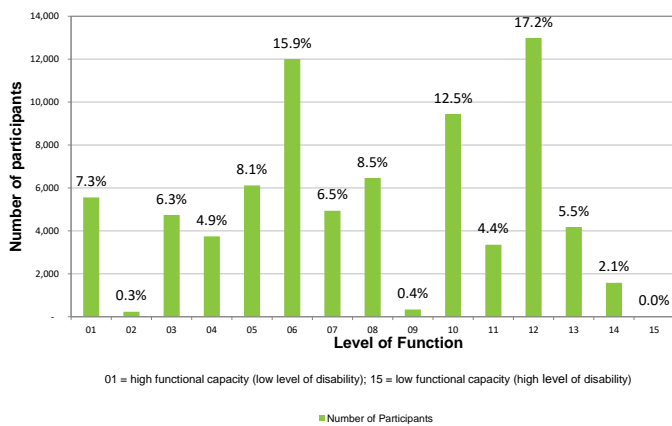
1.1 Age profile of active participants with an approved plan (no. of participants)



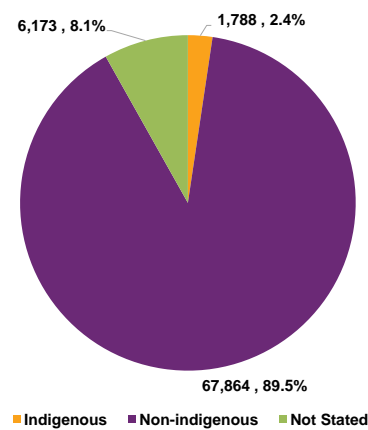
1.2 Primary disability of active participants with an approved plan



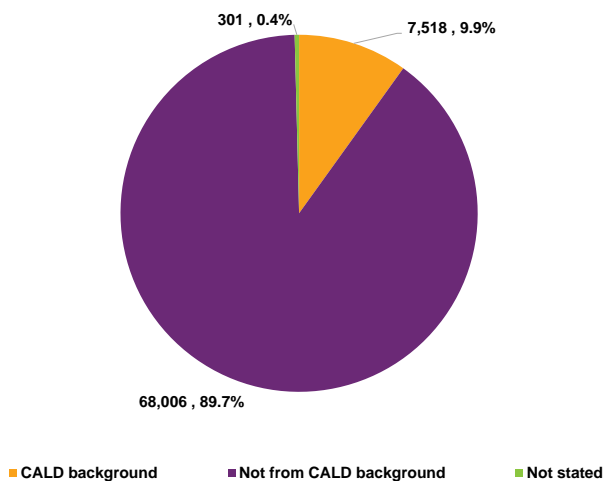
1.3 The level of function of active participants with an approved plan



1.4 Indigenous status of active participants with an approved plan

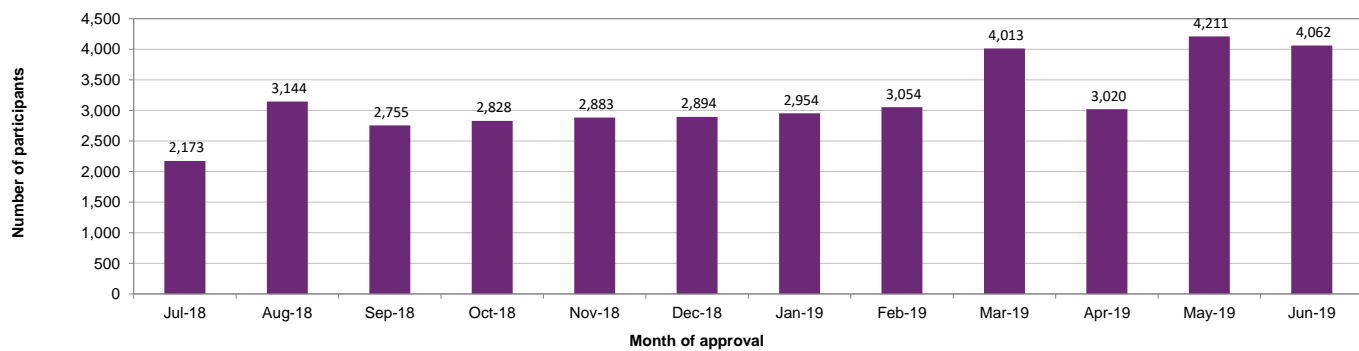


1.5 Culturally and Linguistically Diverse (CALD) status of active participants with an approved plan



2. Plan approvals

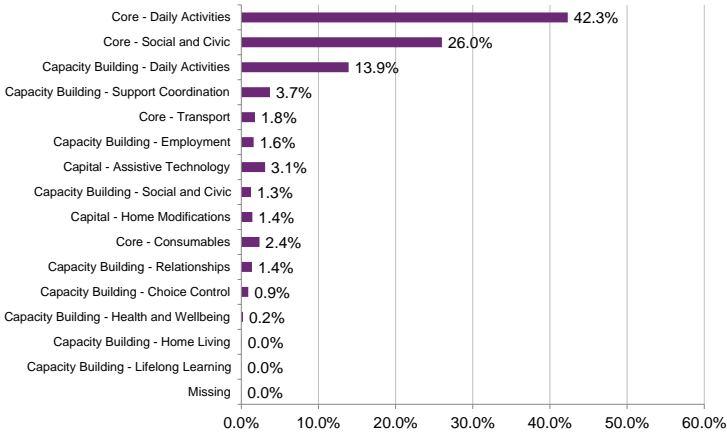
2.1 Month of initial plan approval



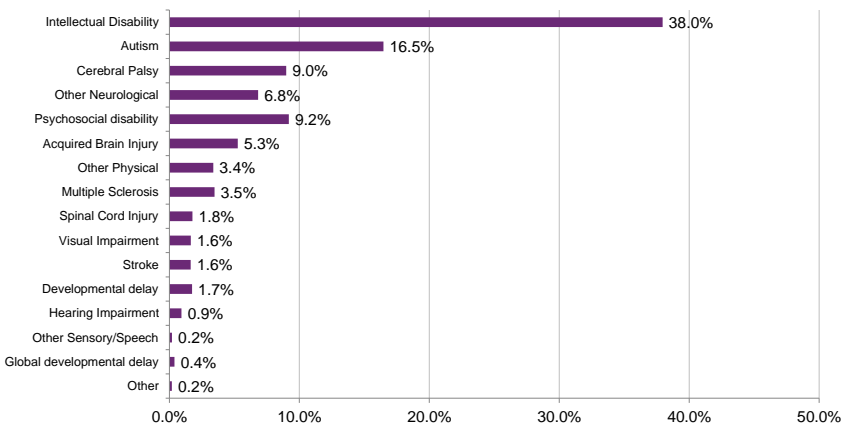
3. Total annualised committed supports - most recent approved plans

\$4.7bn is included in the current plans of the 75,825 active participants.

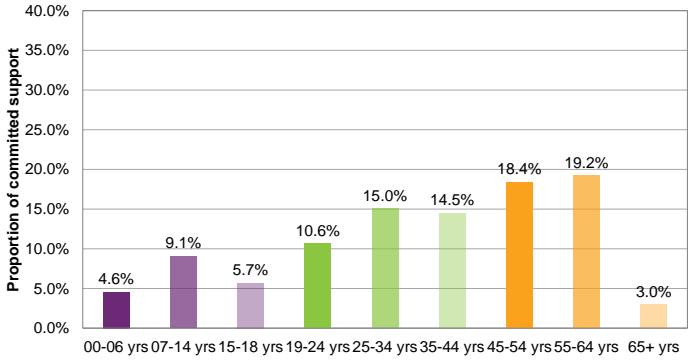
3.1 Total annualised committed supports for active participants with an approved plan by support category (%)



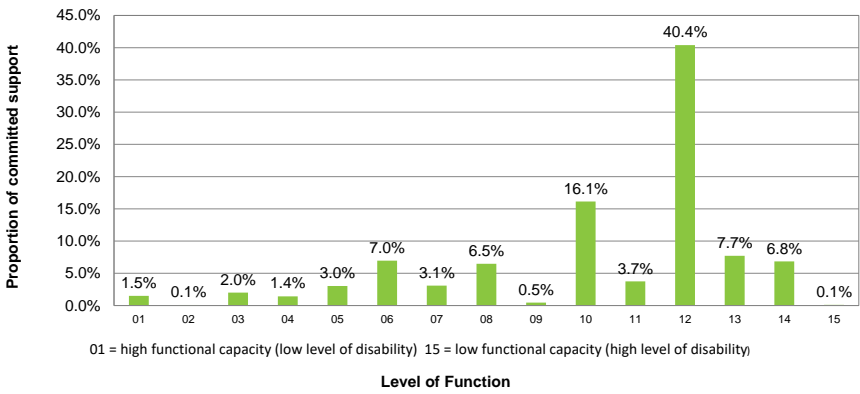
3.2 Total annualised committed supports for active participants with an approved plan by primary disability (%)



3.3 Total annualised committed supports for active participants with an approved plan by age group (%)

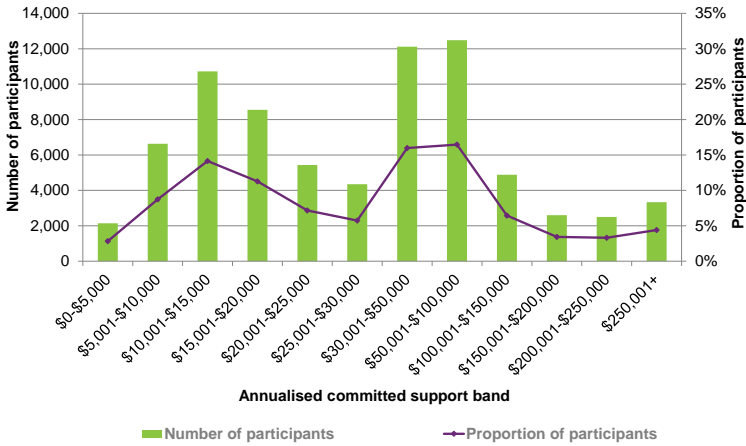


3.4 Total annualised committed supports for active participants with a function score and an approved plan by level of function (%)

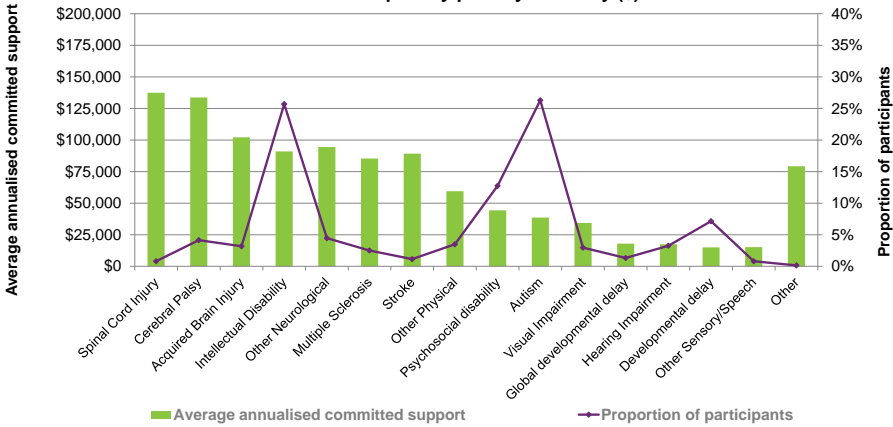


4. Average annualised committed supports - most recent approved plans

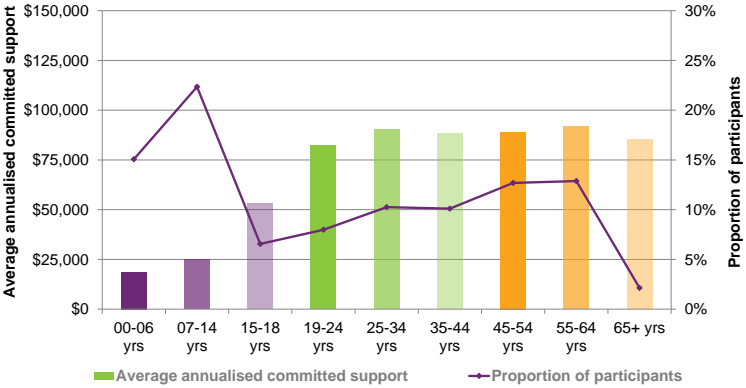
4.1 Distribution of active participants with an approved plan by annualised committed support band



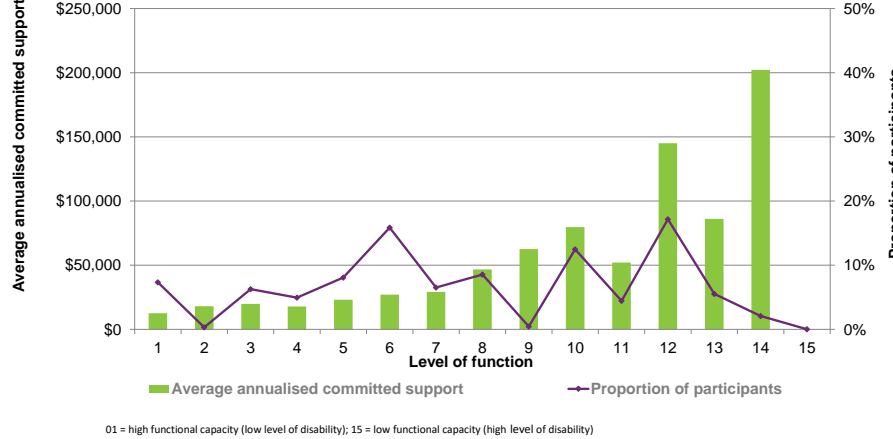
4.2 Average annualised committed supports for active participants with an approved plan by primary disability (\$)



4.3 Average annualised committed supports for active participants with an approved plan by age group (\$)



4.4 Average annualised committed supports for active participants with a function score and an approved plan by level of function (\$)



5. Providers

5.1 Registered providers as at 30 June 2019 by entity type

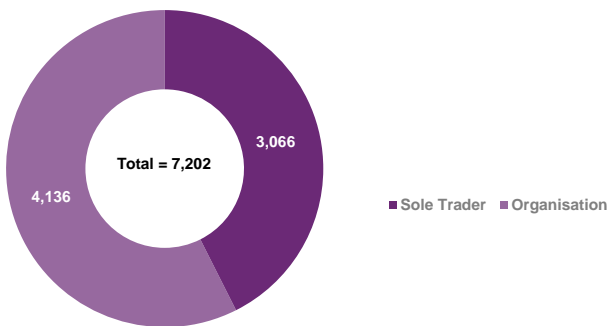


Table 5.2 Registered providers as at 30 June 2019 by registration group

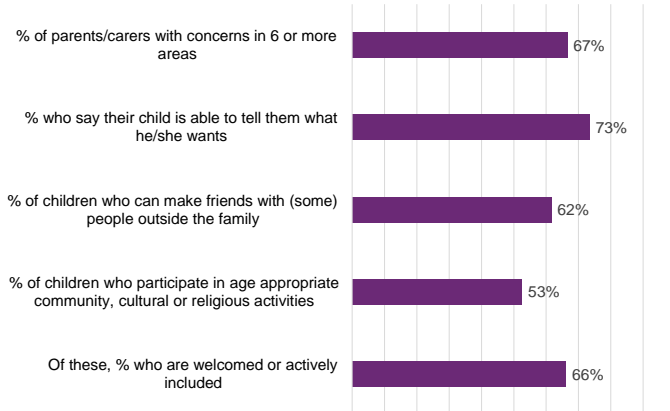
Registration Group	# Providers	Registration Group	# Providers
Therapeutic Supports	3,430	Community Nursing Care	1,009
Household Tasks	2,275	Personal Activities High	516
Assist-Travel/Transport	1,740	Assistive Equip-Recreation	713
Innov Community Participation	1,316	Plan Management	409
Assist Prod-Pers Care/Safety	1,272	Daily Tasks/Shared Living	346
Early Childhood Supports	372	Comms & Info Equipment	551
Home Modification	1,025	Custom Prosthetics	424
Participate Community	637	Interpret/Translate	639
Personal Mobility Equipment	919	Specialised Disability Accommodation	384
Ex Phys Pers Training	775	Assist Access/Maintain Employ	130
Development-Life Skills	592	Vision Equipment	280
Assist-Life Stage, Transition	591	Specialised Driver Training	242
Accommodation/Tenancy	868	Hearing Equipment	243
Assistive Prod-Household Task	910	Vehicle modifications	261
Assist Personal Activities	569	Spec Support Employ	83
Support Coordination	534	Specialised Hearing Services	59
Behaviour Support	433	Hearing Services	17
Group/Centre Activities	531	Assistance Animals	2

6. Participants and carers outcomes and support packages by participant age group

Baseline measures (i.e. on scheme entry) are collected on participants from the short-form outcomes framework (SFOF) questionnaires during the transition period. Active participants with an initial plan approved during the period 1 July 2016 to 30 June 2019 are included.

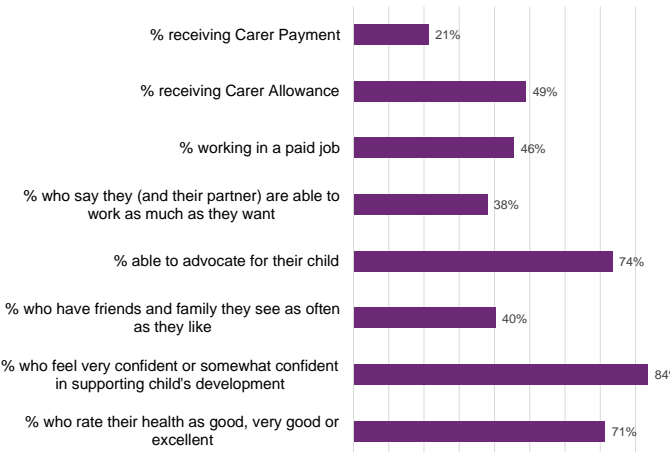
Age group: birth to end of age 6
Baseline outcomes - participants

6.1 Participants 0 to before school



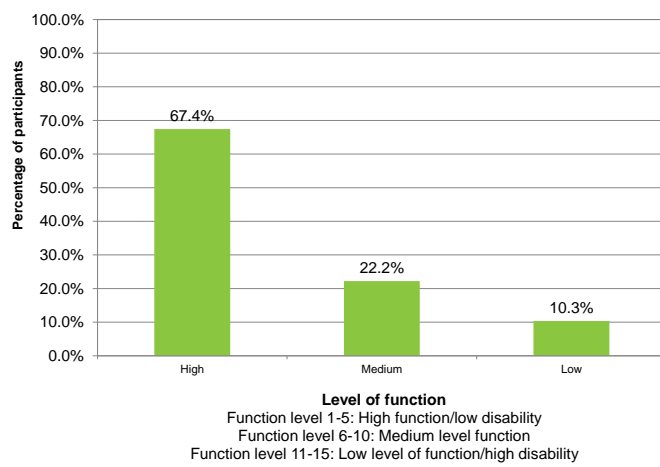
Baseline outcomes - family

6.3 Family/carers of participants 0 to 14 (selected indicators)



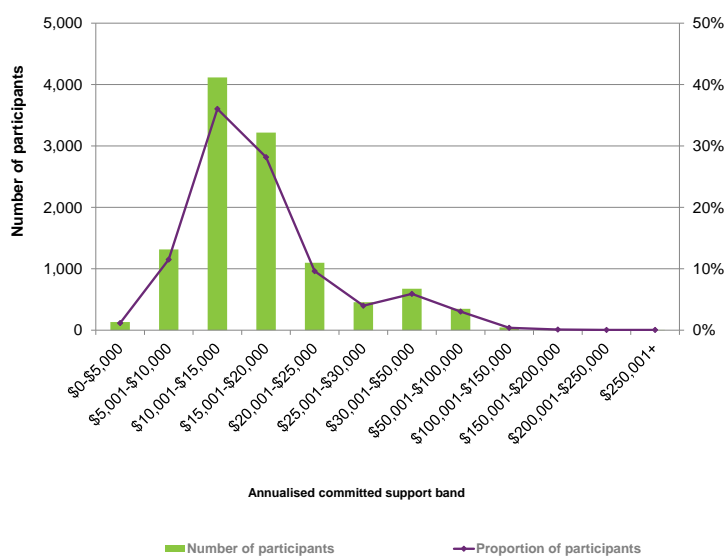
Participant characteristics

6.5 Distribution of active participants with an approved plan by level of function for age 0 - 6 yrs



Support packages

6.7 Distribution of active participants with an approved plan by annualised committed support band for age 0 - 6 yrs



6.2 Description of key participant outcome domains

Outcome statements for children aged 0-6 years (or school entry):

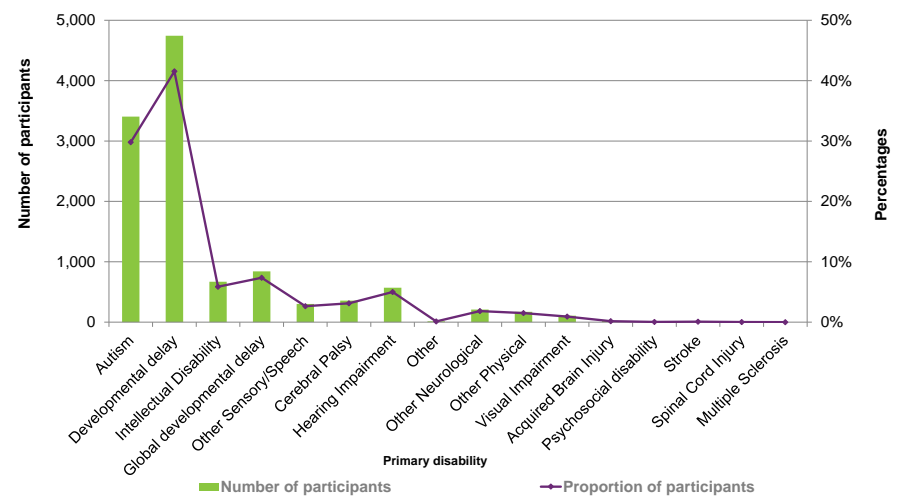
1. Children gain functional, developmental and coping skills that are appropriate to their ability and circumstances / specialist services
2. Children show evidence of self-determination in their everyday lives
3. Children participate meaningfully in family life
4. Children participate meaningfully in community life

6.4 Description of key carer outcome domains

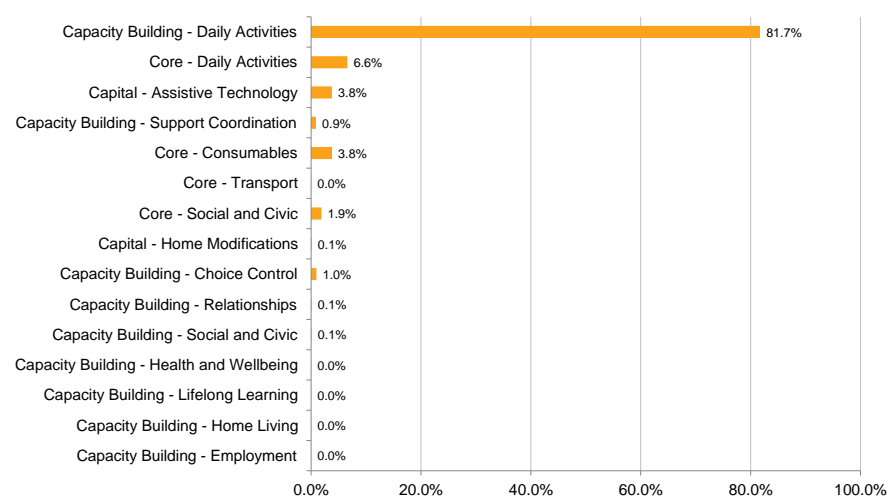
Outcome statements for families / carers of children with disability aged 0-6 years:

1. Families know their rights and advocate effectively for their children
2. Families feel supported
3. Families are able to gain access to desired services, programs, and activities in their community
4. Families help their children develop and learn
5. Families enjoy health and wellbeing

6.6 Distribution of active participants with an approved plan by primary disability for age 0 - 6 yrs



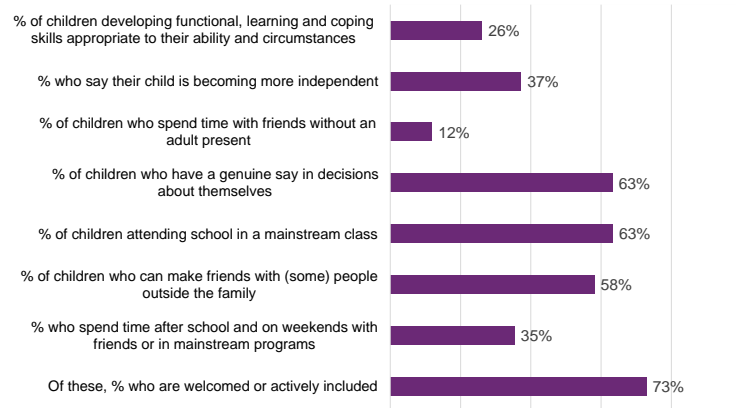
6.8 Total annualised committed supports for active participants with an approved plan by support category for age 0-6 yrs



6. Participants and carers outcomes and support packages by participant age group

Age group: age 7 to end of age 14
Baseline outcomes - participants

6.9 Participants starting school age 7 to 14



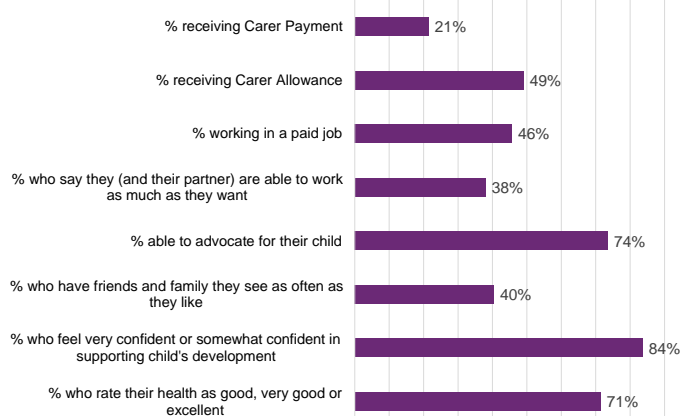
6.10 Description of key participant outcome domains

Outcome statements for children aged 7 (or school entry) - 14 years:

1. Children gain functional, developmental and coping skills that are appropriate to their ability and circumstances / specialist services
2. Children show evidence of self-determination in their everyday lives
3. Children participate meaningfully in family life
4. Children participate meaningfully in community life

Baseline outcomes - family

6.11 Family/carers of participants 0 to 14 (selected indicators)



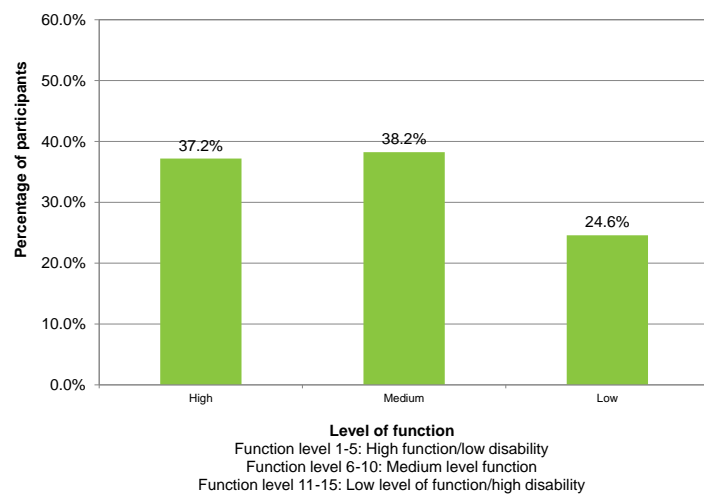
6.12 Description of key carer outcome domains

Outcome statements for families / carers of children with disability aged 7-14 years:

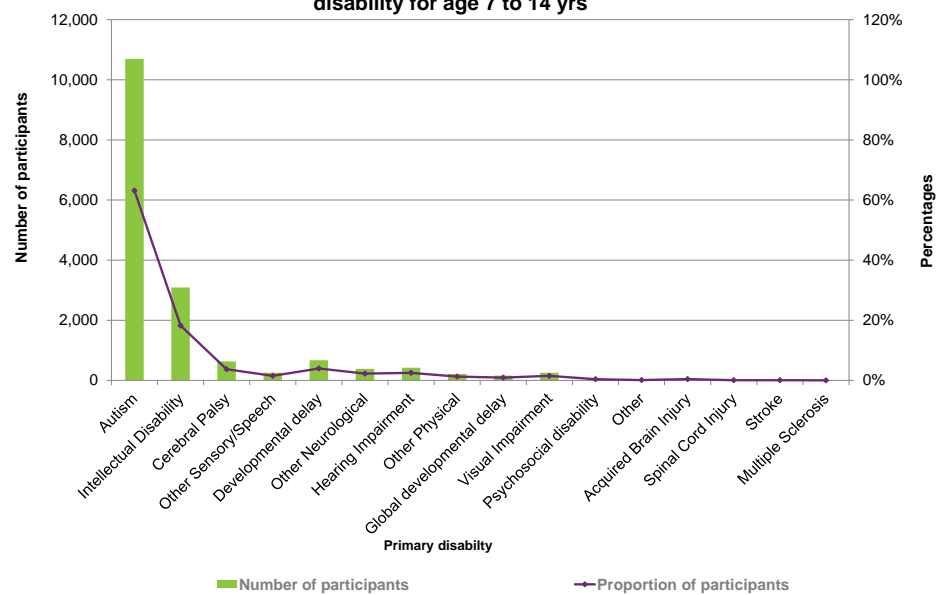
1. Families know their rights and advocate effectively for their children
2. Families feel supported
3. Families are able to gain access to desired services, programs, and activities in their community
4. Families help their children develop and learn
5. Families enjoy health and wellbeing

Participant characteristics

6.13 Distribution of active participants with an approved plan by level of function for age 7 to 14 yrs

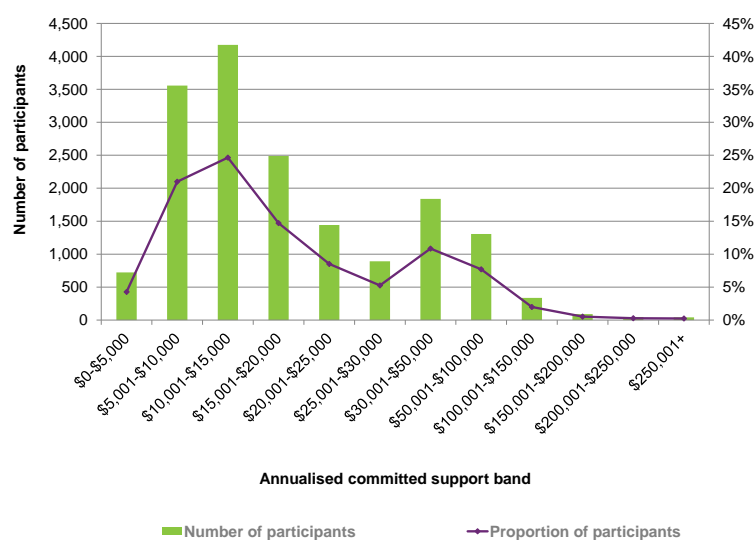


6.14 Distribution of active participants with an approved plan by primary disability for age 7 to 14 yrs

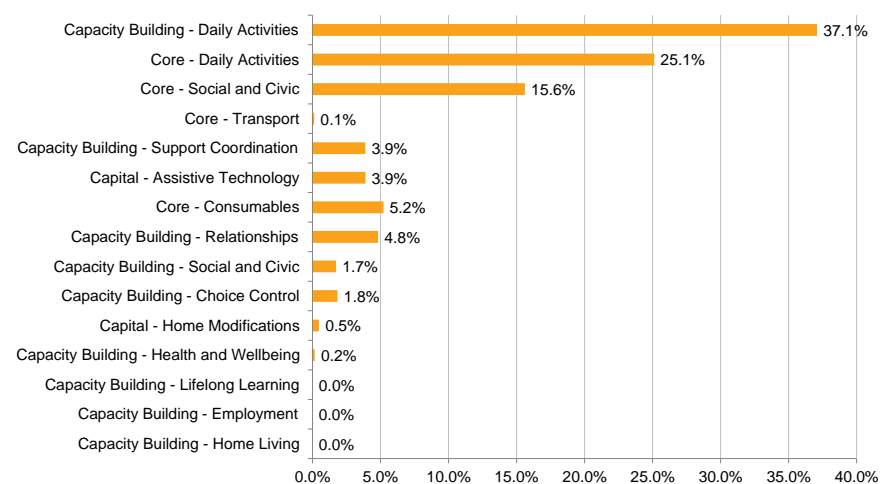


Support packages

6.15 Distribution of active participants with an approved plan by annualised committed support band for age 7 to 14 yrs



6.16 Total annualised committed supports for active participants with an approved plan by support category for age 7 to 14 yrs

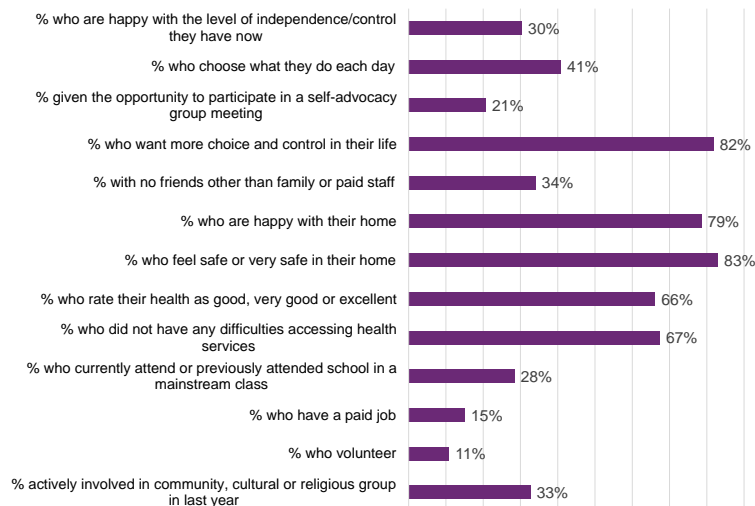


6. Participants and carers outcomes and support packages by participant age group

Age group: age 15 to age 24

Baseline outcomes - participants

6.17 Participants 15 to 24 (selected indicators)



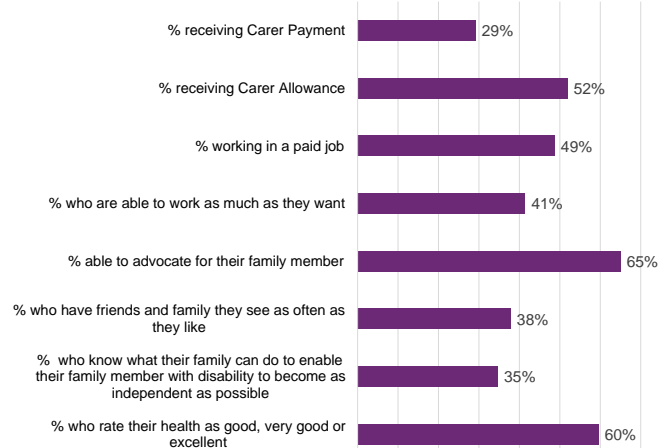
6.18 Description of key participant outcome domains

The adult framework consists of 8 participant domains:

1. Choice and control
2. Daily living activities
3. Relationships
4. Home
5. Health and wellbeing
6. Lifelong learning
7. Work
8. Social, community and civic participation

Baseline outcomes - family

6.19 Family/carers of participants 15 to 24 (selected indicators)



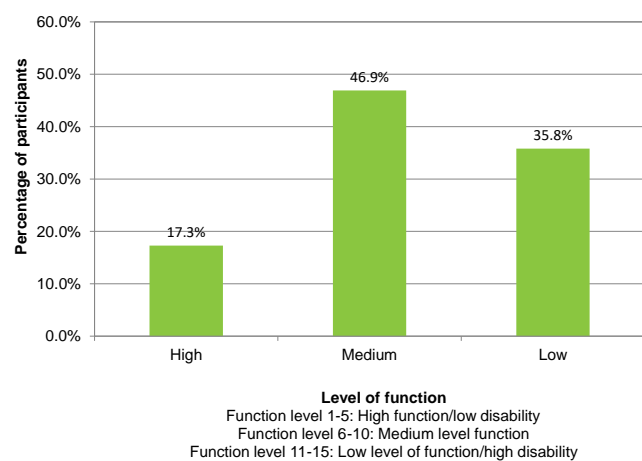
6.20 Description of key carer outcome domains

Outcome statements for families / carers of participants aged 15-24 years:

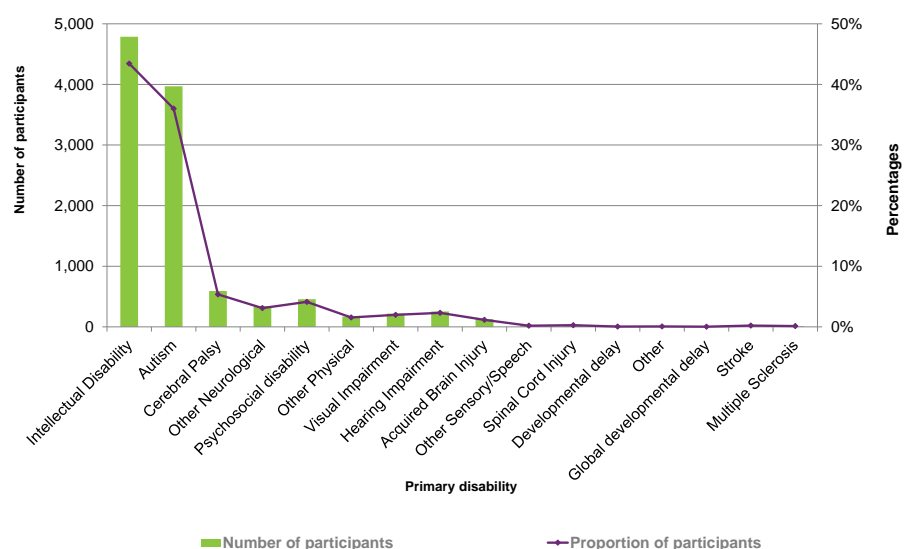
1. Families know their rights and advocate effectively for their young person with disability
2. Families have the support they need to care
3. Families are able to gain access to desired services, programs, and activities in their community
4. Families help their young person become independent
5. Families enjoy health and wellbeing

Participant characteristics

6.21 Distribution of active participants with an approved plan by level of function for age 15 to 24 yrs

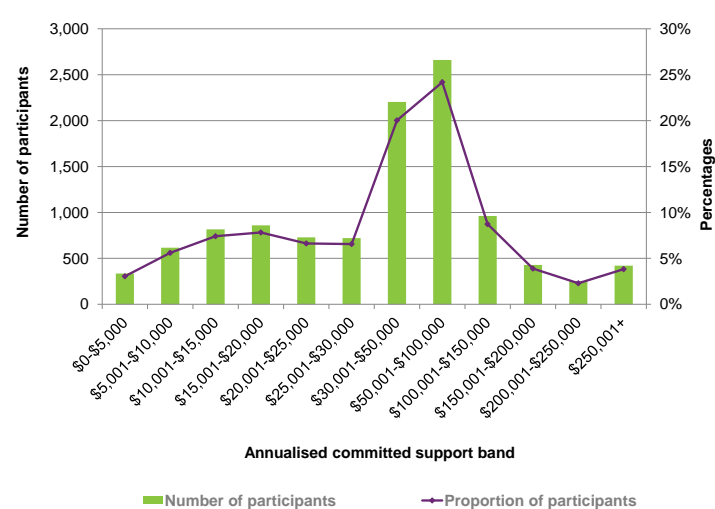


6.22 Distribution of active participants with an approved plan by primary disability for age 15 to 24 yrs

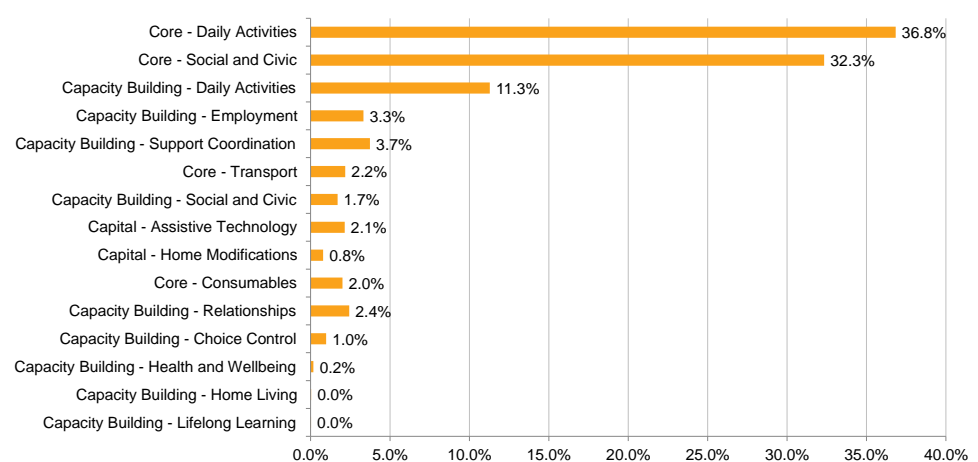


Support packages

6.23 Distribution of active participants with an approved plan by annualised committed support band for age 15 to 24 yrs



6.24 Total annualised committed supports for active participants with an approved plan by support category for age 15 to 24 yrs



6. Participants and carers outcomes and support packages by participant age group

Age group: age 25+

Baseline outcomes - participants

6.25 Participants age 25+ (selected indicators)



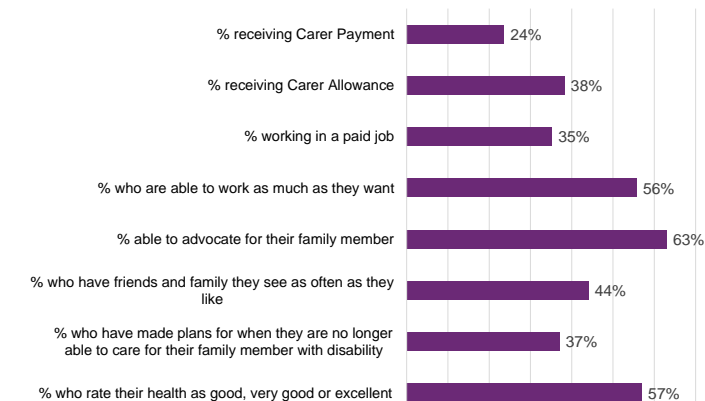
6.26 Description of key participant outcome domains

The adult framework consists of 8 participant domains:

1. Choice and control
2. Daily activities
3. Relationships
4. Home
5. Health and wellbeing
6. Lifelong learning
7. Work
8. Social, community and civic participation

Baseline outcomes - family

6.27 Family/carers of participants age 25+ (selected indicators)



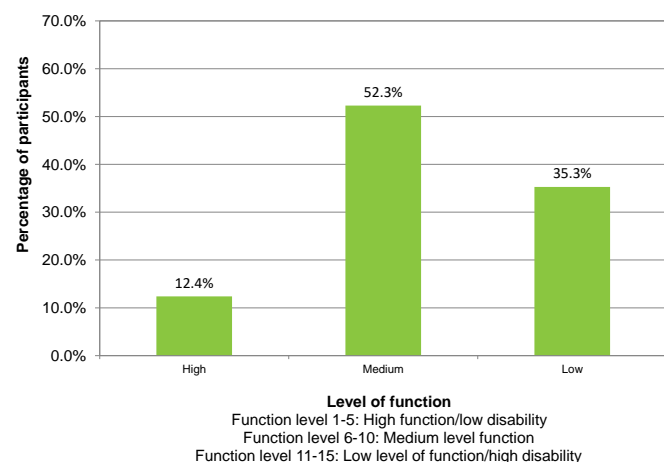
6.28 Description of key carer outcome domains

The adult framework consists of 5 family / carer domains:

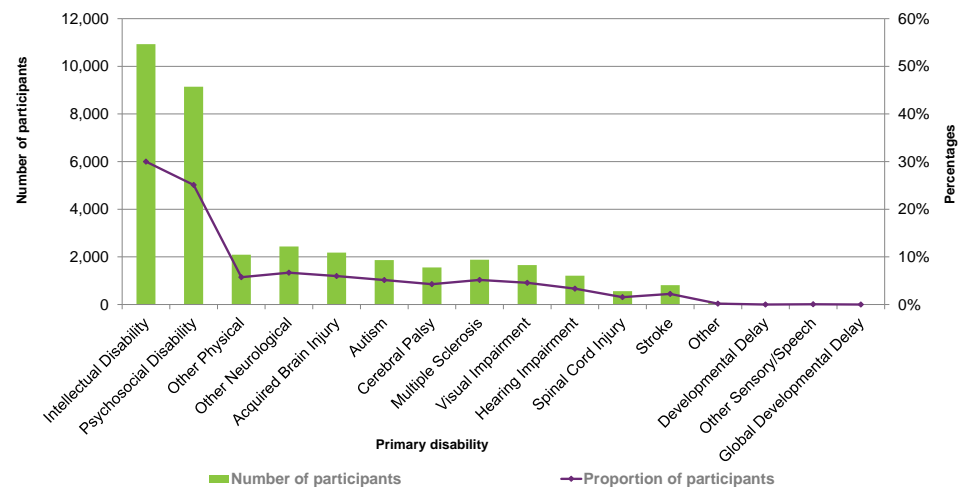
1. Families know their rights and advocate effectively for their family member with disability
2. Families have the support they need to care
3. Families are able to gain access to desired services, programs, and activities in their community
4. Families have succession plans
5. Families enjoy health and wellbeing

Participant characteristics

6.29 Distribution of active participants with an approved plan by level of function for age 25+ yrs

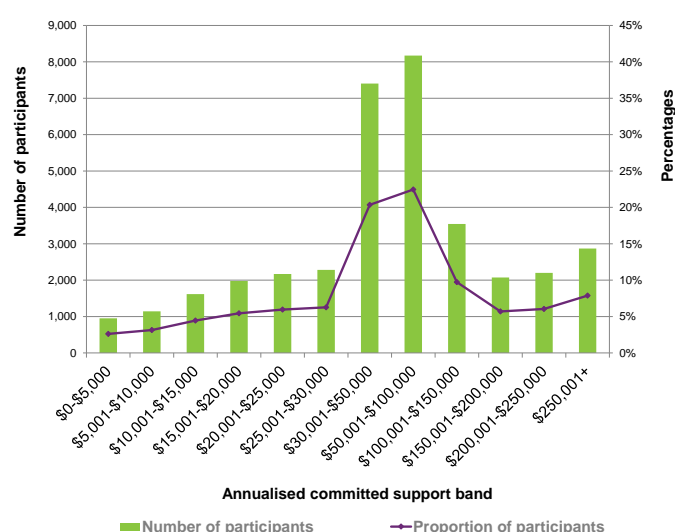


6.30 Distribution of active participants with an approved plan by primary disability for age 25+ yrs



Support packages

6.31 Distribution of active participants with an approved plan by annualised committed support band for age 25+



6.32 Total annualised committed supports for active participants with an approved plan by support category for age 25+

